

EN

INKBIRD PLUS Air Detector



PTH-10C

Specification

Carbon Dioxide: 400~5000 ppm [$\pm(50\text{ppm} + 5\%)$]

CO₂ Sound Alarm Range: (default) 1500 ppm

Battery: Built-in lithium ion polymer battery (3.7V, 1000mAh)

Input: Type-C, DC 5V ~ DC 24V (Max)

Fast charging protocol: QC2.0, PD3.0, AFC, USB C UFP (BC1.2 DCP CDP SDP) and other common fast charging protocols

Storage Temperature: -10°C ~ 55°C / 14°F ~ 131°F

Product Size: 76mm × 70mm × 30mm (2.99 in × 2.75 in × 1.18 in)

Packing List:

PTH-10C × 1; Type-C Cable × 1; Lanyard × 1; Users Manual × 1

Warning !

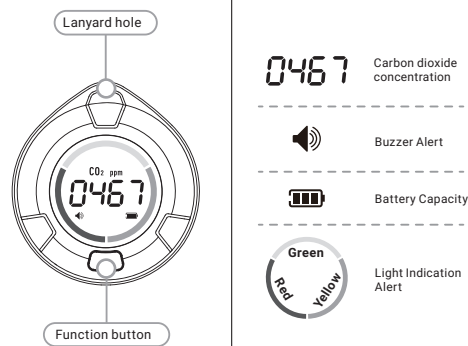
The carbon dioxide measurement function and over-standard alarm provided by this product are for reference only and cannot be used as the sole basis.

During daily use, pay attention to safety and keep good ventilation at all times to avoid danger!

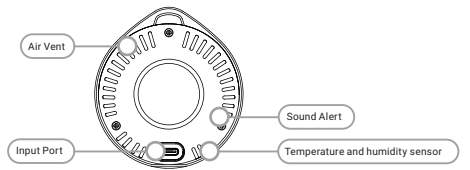
EN 01

Product Introduction

Screen display and button



EN 02



Light Indication Alert

When the carbon dioxide concentration is 400~699ppm, the green indicator bar flashes, indicating that the carbon dioxide concentration is at a low level.

Note:
If the product resets the alarm value, when the carbon dioxide concentration exceeds the alarm value, the red indicator bar starts to flash with alarm sounds.

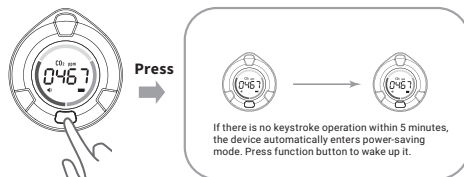
In the initial state, when the carbon dioxide concentration is above 1500ppm, the red indicator bar flashes, indicating danger (in the initial default state, there is an audible alarm).

In the initial state, when the carbon dioxide concentration is 700~1499ppm, the yellow indicator bar flashes, indicating alert.

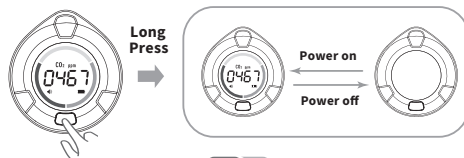
EN 03

Operation

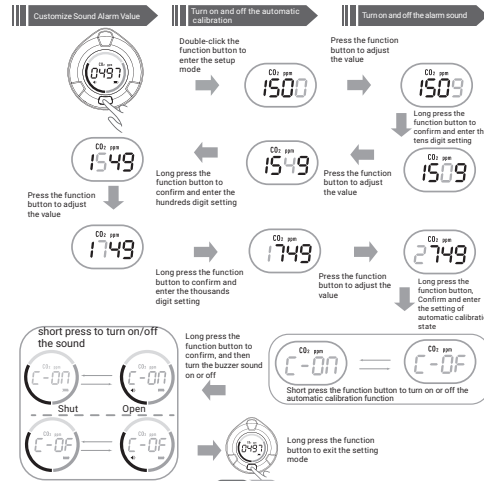
Press function button



Long press function button



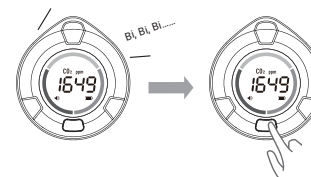
EN 04



EN 05

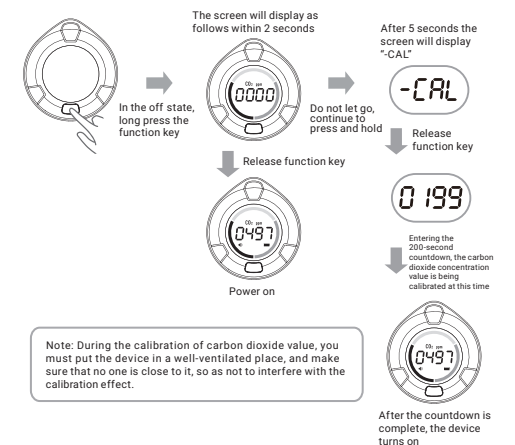
▲ During the setting process, if there is no keystroke operation within 15 seconds, the device will automatically save the current setting operation and exit.

▲ After the sound function is turned on, short-press the function key when the over-standard alarm is triggered, and the alarm will stop. But when the value is lower than the alarm value and rises to exceed it again, it will trigger the alarm again.



EN 06

Calibrating CO₂ measurements manually



Note: During the calibration of carbon dioxide value, you must put the device in a well-ventilated place, and make sure that no one is close to it, so as not to interfere with the calibration effect.

EN 07

Note

- ▲ Do not expose this product to water and dust, nor place it in a high temperature environment exceeding 70°C, and keep it away from fire.
- ▲ Do not expose this product directly to avoid danger.
- ▲ The device is a precision measuring instrument, and it is not allowed to disassemble it without authorization.
- ▲ Please charge the device with a charging plug that meets the specifications, otherwise the internal parts may be damaged.
- ▲ The charging cable and charging plug must support the relevant fast charging protocol at the same time in order to realize fast charging.
- ▲ When charging, due to the heating of the charging circuit and the battery, the temperature and humidity value may be 3°C ~ 5°C higher than the normal value. To obtain an accurate temperature and humidity measurement value, please read it after the device cools down to room temperature.
- ▲ If you do not use this device for a long time, it will take about 20 minutes for the internal sensor to warm up when rebooting.
- ▲ If you want to stay out of use for a long time, please charge the device first, then turn it off and put it away.

1 year warranty against quality issues caused by any manufacturing defect or defective workmanship, but excludes disposable batteries or damage caused by accident, neglect, misuse, alteration, contamination, or abnormal conditions of operation or handling.

EN 08



Electrical products must not be thrown out with domestic waste. They must be taken to a communal collecting point for environmentally friendly disposal in accordance with local regulations. Contact your local authorities or stockiest for advice on recycling. The packaging material is recyclable. Dispose of the packaging in an environmentally friendly manner and make it available for the recyclable material collection-service.



Made in China